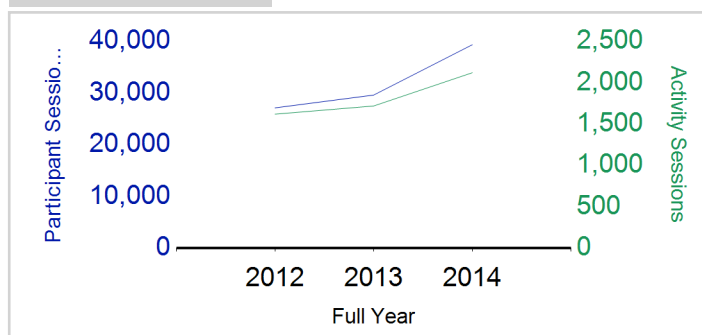


# Term Report: Shetland Islands Council

Academic Year : 2014/2015, Term(s) : Full Year

Putting Sport First

**sportscotland**  
 the national agency for sport
Participant Sessions<sup>1</sup>

	2012 Full Year	2013 Full Year	2014 Full Year
<b>Activity Sessions</b>	<b>1,620</b>	<b>1,719</b>	<b>2,122</b>
% Purely voluntary	69%	67%	76%
Activity Session Blocks <sup>2</sup>	212	246	274
Avg Activity Sessions / Blocks <sup>3</sup>	7.6	7.0	7.7
Different Activities	33	37	31
<b>Participant Sessions<sup>1</sup></b>	<b>27,142</b>	<b>29,621</b>	<b>39,376</b>
% Female	42%	44%	52%
<b>Distinct Deliverers<sup>4</sup></b>	<b>151</b>	<b>115</b>	<b>210</b>
% Volunteers	84%	78%	91%
Qualified Volunteers	58	35	58
Secondary Pupils	12	4	49
Total Deliverer Sessions <sup>5</sup>	3,269	3,583	4,881
Avg Deliverers Sessions / Deliverer	21.6	31.2	23.2
<b>School Club Links</b>	<b>213</b>	<b>269</b>	<b>280</b>
Schools with at least 1 link	28	37	35
Clubs with at least 1 link	40	47	40

1. Participant Sessions are the 'visits' pupils have made to activities. These figures do not represent the distinct pupils, and should only be taken as indicative of participation

2. Activities are recorded in ASMO as 'Activity Session Blocks' which describe a group who meet to take part in an activity.

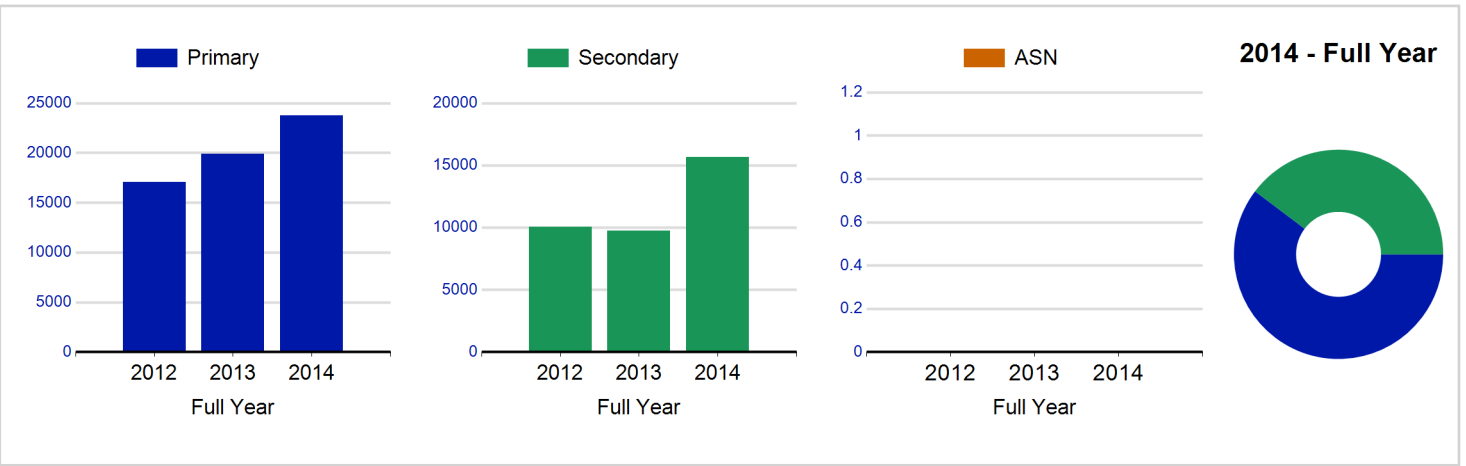
3. The Average Activity Sessions/Block figure shows the average length of a block (i.e. how many weeks did the average block run for?)

4. Distinct Deliverers are deliverers who have delivered at least one session of Active Schools supported activity across the selected year/term.

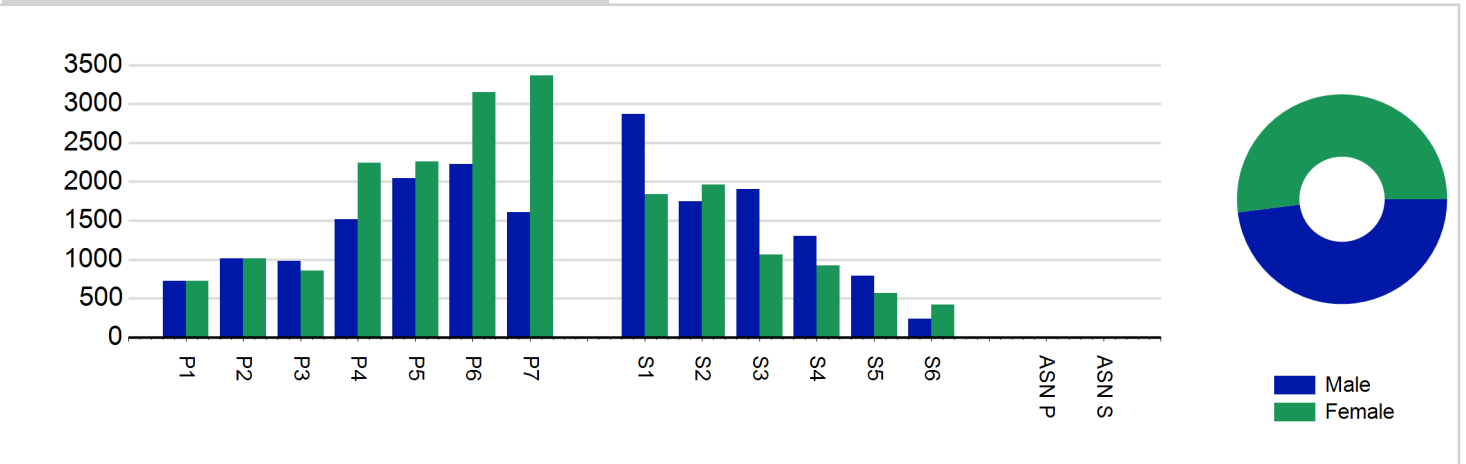
5. Deliverer Sessions are the 'visits' deliverers have made to activities. These figures do not represent the distinct deliverers, and should only be taken as indicative of delivery. Distinct deliverer information is only available at the local authority level.

6. Figures with N/A are not available for the 2008-11 phase of Active Schools. Charts which refer to information pre 2011 will show a huge increase from 0 – this is because we cannot include any 2008-2011 data at this level.

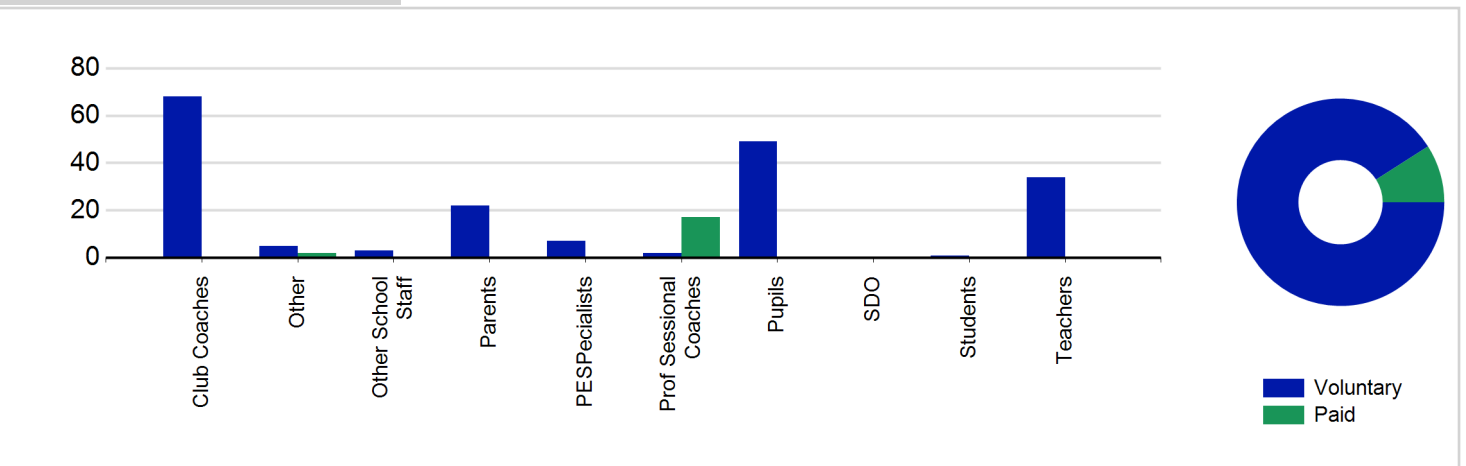
### Participant Sessions<sup>1</sup> by School Type



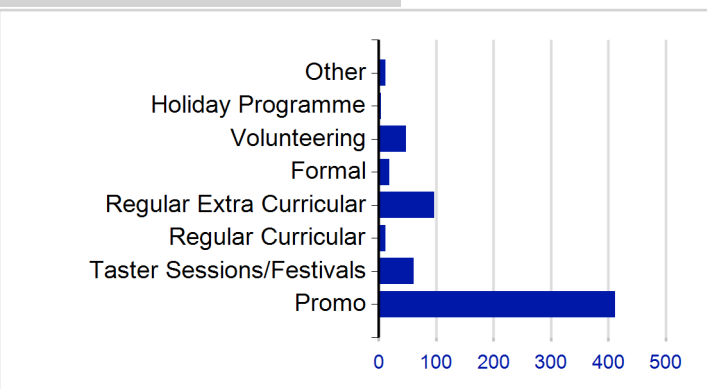
### Participant Sessions<sup>1</sup> by Year Group and Gender



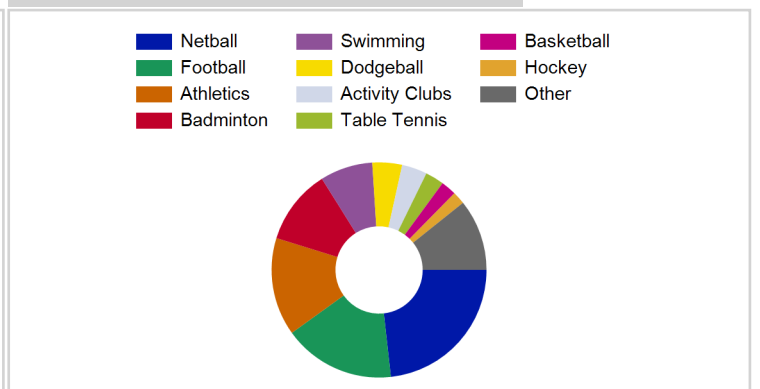
### Distinct Deliverers<sup>4</sup>



### School/Club Links



### Top 10 Activities by Participant Sessions<sup>1</sup>



# Term Report: Shetland Islands Council

Academic Year : 2014/2015, Term(s) : Full Year

Putting Sport First

**sportscotland**  
the national agency for sport

## Participant Sessions 7 by Yeargroup and Gender

	Male	Female
<b>P1</b>	724	725
<b>P2</b>	1,010	1,017
<b>P3</b>	980	853
<b>P4</b>	1,517	2,246
<b>P5</b>	2,048	2,261
<b>P6</b>	2,228	3,155
<b>P7</b>	1,607	3,369
<b>S1</b>	2,874	1,839
<b>S2</b>	1,750	1,959
<b>S3</b>	1,907	1,064
<b>S4</b>	1,301	922
<b>S5</b>	794	570
<b>S6</b>	236	420
<b>ASN P</b>	0	0
<b>ASN S</b>	0	0
<b>Total</b>	<b>18,976</b>	<b>20,400</b>

## Distinct Deliverers 4 by Type

	Paid	Voluntary
<b>Parents</b>	0	22
<b>Teachers</b>	0	34
<b>PESpecialists</b>	0	7
<b>Other School Staff</b>	0	3
<b>Club Coaches</b>	0	68
<b>Prof Sessional Coaches</b>	17	2
<b>Students</b>	0	1
<b>Pupils</b>	0	49
<b>SDO</b>	0	0
<b>Other</b>	2	5
<b>Total</b>	<b>19</b>	<b>191</b>