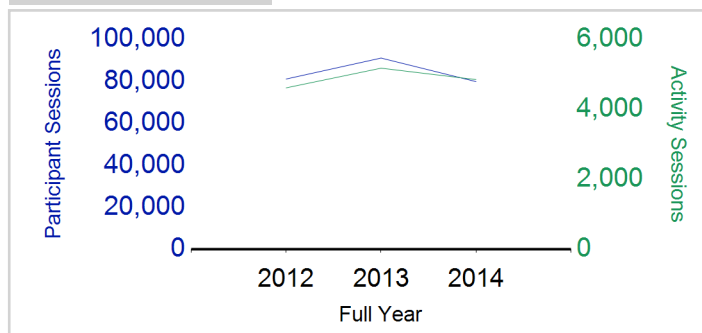


Term Report: West Dunbartonshire Council

Academic Year : 2014/2015, Term(s) : Full Year

Putting Sport First

sportscotland
 the national agency for sport
Participant Sessions¹

	2012 Full Year	2013 Full Year	2014 Full Year
Activity Sessions	4,618	5,180	4,854
% Purely voluntary	66%	76%	76%
Activity Session Blocks ²	587	685	672
Avg Activity Sessions / Blocks ³	7.9	7.6	7.2
Different Activities	32	30	37
Participant Sessions¹	81,171	91,146	79,934
% Female	54%	51%	47%
Distinct Deliverers⁴	345	358	359
% Volunteers	85%	91%	91%
Qualified Volunteers	198	216	187
Secondary Pupils	43	61	69
Total Deliverer Sessions ⁵	8,267	9,362	8,470
Avg Deliverers Sessions / Deliverer	24.0	26.2	23.6
School Club Links	147	132	123
Schools with at least 1 link	40	40	41
Clubs with at least 1 link	28	27	27

1. Participant Sessions are the 'visits' pupils have made to activities. These figures do not represent the distinct pupils, and should only be taken as indicative of participation

2. Activities are recorded in ASMO as 'Activity Session Blocks' which describe a group who meet to take part in an activity.

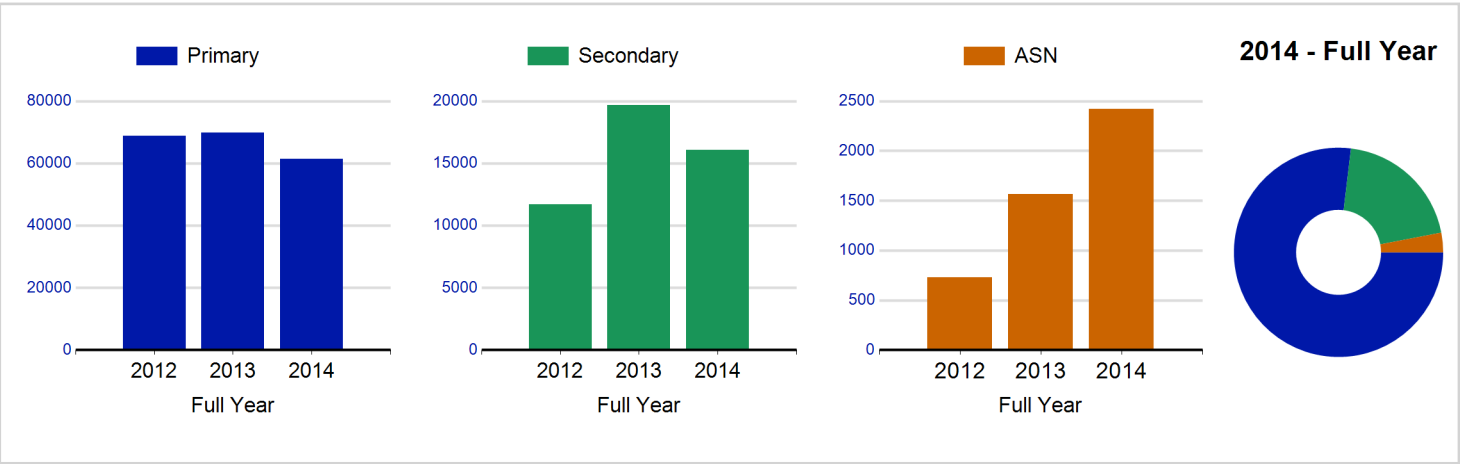
3. The Average Activity Sessions/Block figure shows the average length of a block (i.e. how many weeks did the average block run for?)

4. Distinct Deliverers are deliverers who have delivered at least one session of Active Schools supported activity across the selected year/term.

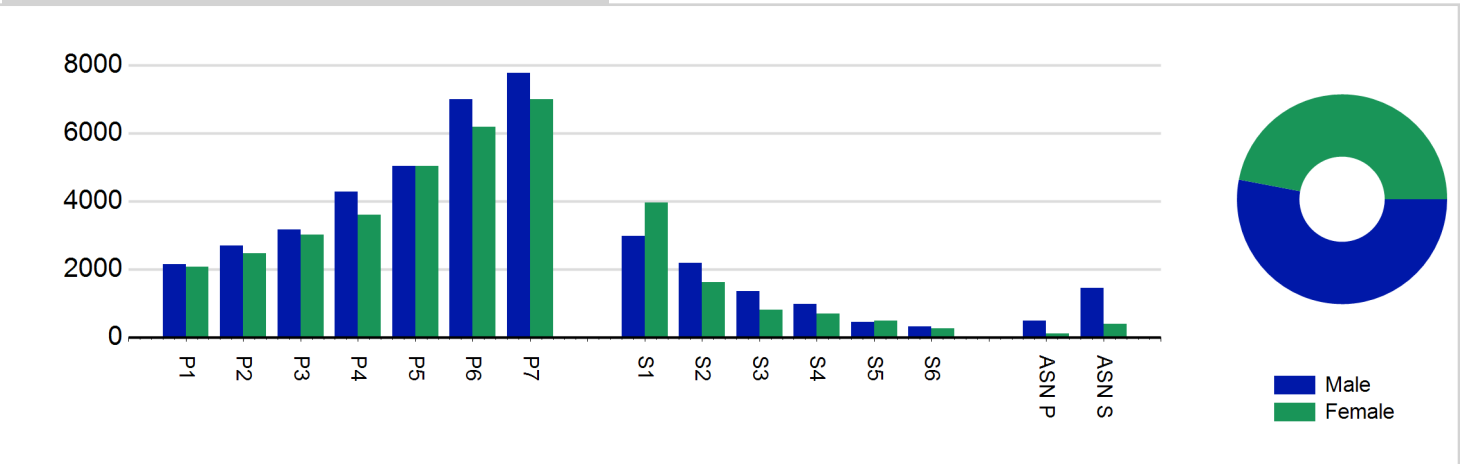
5. Deliverer Sessions are the 'visits' deliverers have made to activities. These figures do not represent the distinct deliverers, and should only be taken as indicative of delivery. Distinct deliverer information is only available at the local authority level.

6. Figures with N/A are not available for the 2008-11 phase of Active Schools. Charts which refer to information pre 2011 will show a huge increase from 0 – this is because we cannot include any 2008-2011 data at this level.

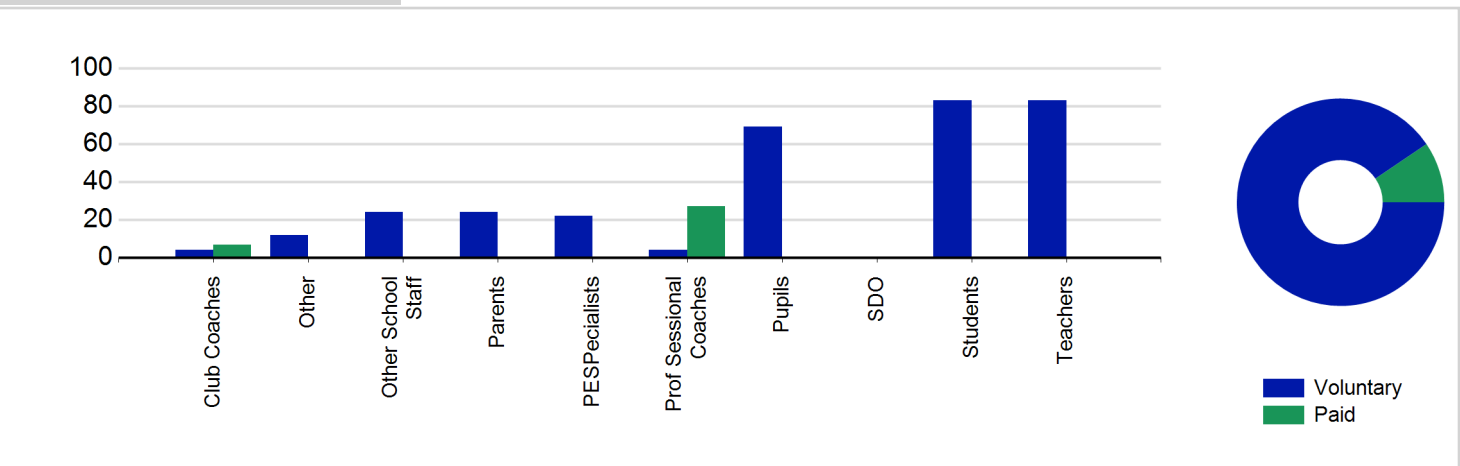
Participant Sessions¹ by School Type



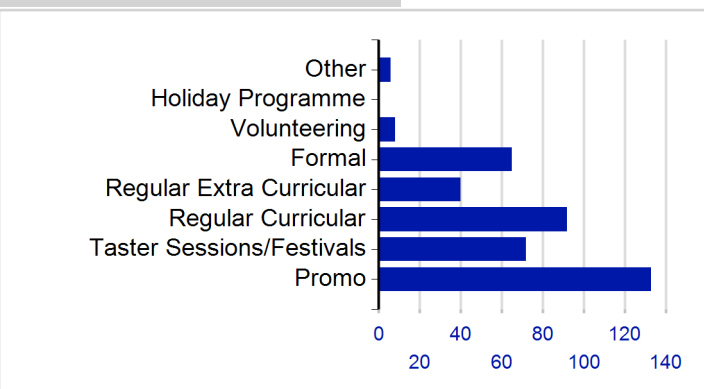
Participant Sessions¹ by Year Group and Gender



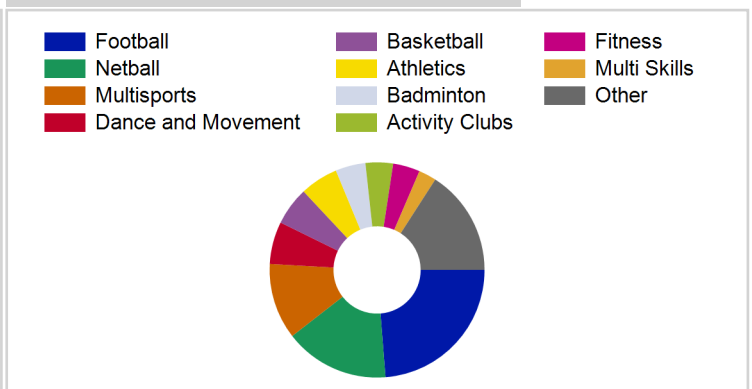
Distinct Deliverers⁴



School/Club Links



Top 10 Activities by Participant Sessions¹



Term Report: West Dunbartonshire Council

Academic Year : 2014/2015, Term(s) : Full Year

Putting Sport First

sportscotland
 the national agency for sport

Participant Sessions 7 by Yeargroup and Gender

	Male	Female
P1	2,153	2,071
P2	2,690	2,469
P3	3,171	3,016
P4	4,282	3,599
P5	5,037	5,026
P6	6,993	6,193
P7	7,773	6,991
S1	2,982	3,950
S2	2,174	1,617
S3	1,347	805
S4	983	690
S5	456	491
S6	306	252
ASN P	481	108
ASN S	1,439	389
Total	42,267	37,667

Distinct Deliverers 4 by Type

	Paid	Voluntary
Parents	0	24
Teachers	0	83
PESpecialists	0	22
Other School Staff	0	24
Club Coaches	7	4
Prof Sessional Coaches	27	4
Students	0	83
Pupils	0	69
SDO	0	0
Other	0	12
Total	34	325