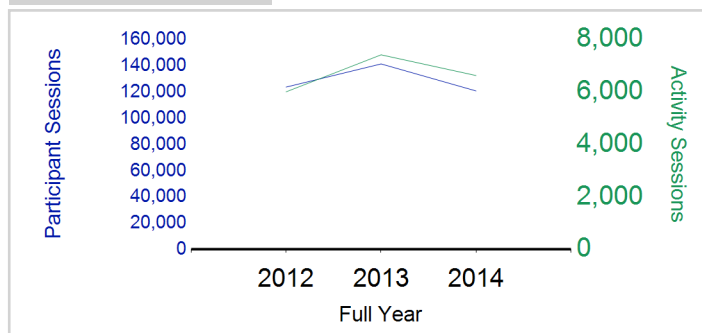


Term Report: East Dunbartonshire Council

Academic Year : 2014/2015, Term(s) : Full Year

Putting Sport First

sportscotland
 the national agency for sport
Participant Sessions¹

	2012 Full Year	2013 Full Year	2014 Full Year
Activity Sessions	6,006	7,416	6,626
% Purely voluntary	80%	81%	82%
Activity Session Blocks ²	646	881	793
Avg Activity Sessions / Blocks ³	9.3	8.4	8.4
Different Activities	39	39	42
Participant Sessions¹	123,734	141,358	120,791
% Female	53%	53%	50%
Distinct Deliverers⁴	414	574	552
% Volunteers	86%	83%	86%
Qualified Volunteers	158	199	197
Secondary Pupils	73	101	142
Total Deliverer Sessions ⁵	10,299	14,190	12,417
Avg Deliverers Sessions / Deliverer	24.9	24.7	22.5
School Club Links	348	456	255
Schools with at least 1 link	43	44	44
Clubs with at least 1 link	56	57	49

1. Participant Sessions are the 'visits' pupils have made to activities. These figures do not represent the distinct pupils, and should only be taken as indicative of participation

2. Activities are recorded in ASMO as 'Activity Session Blocks' which describe a group who meet to take part in an activity.

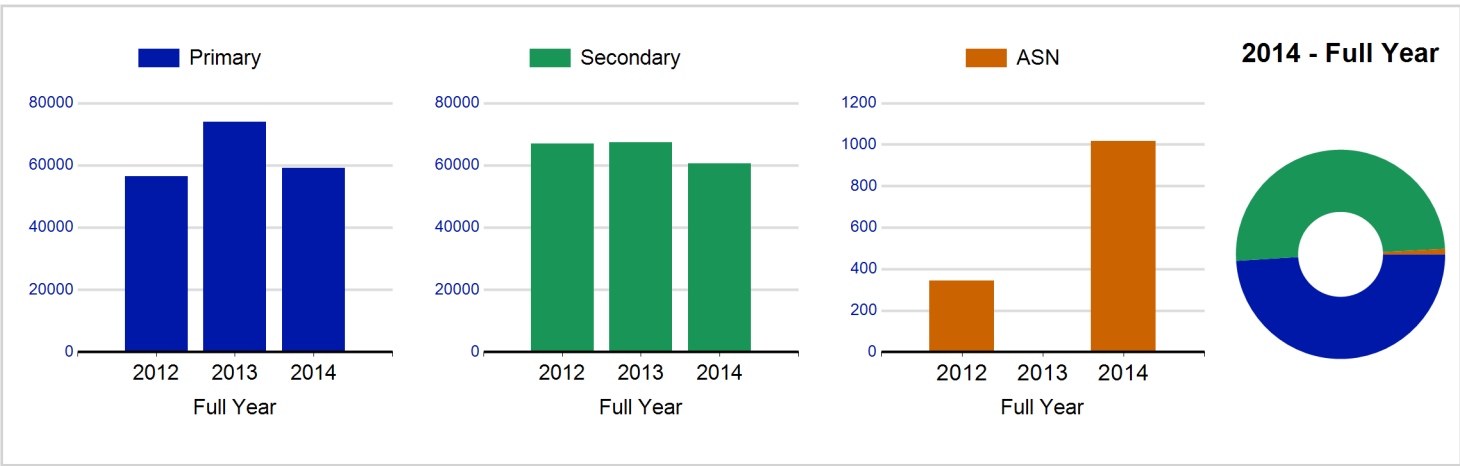
3. The Average Activity Sessions/Block figure shows the average length of a block (i.e. how many weeks did the average block run for?)

4. Distinct Deliverers are deliverers who have delivered at least one session of Active Schools supported activity across the selected year/term.

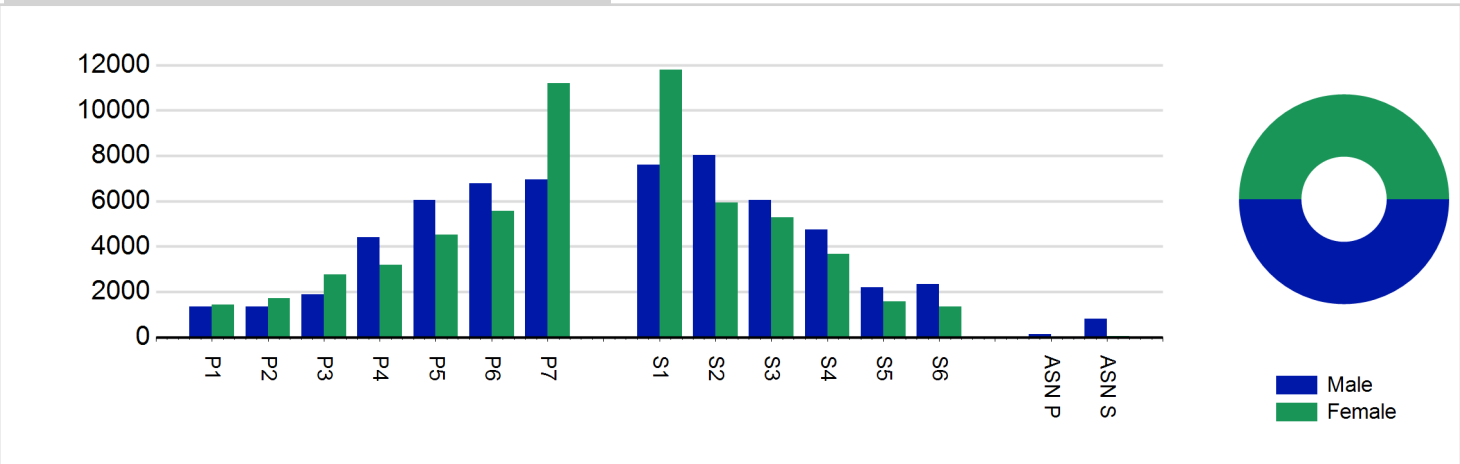
5. Deliverer Sessions are the 'visits' deliverers have made to activities. These figures do not represent the distinct deliverers, and should only be taken as indicative of delivery. Distinct deliverer information is only available at the local authority level.

6. Figures with N/A are not available for the 2008-11 phase of Active Schools. Charts which refer to information pre 2011 will show a huge increase from 0 – this is because we cannot include any 2008-2011 data at this level.

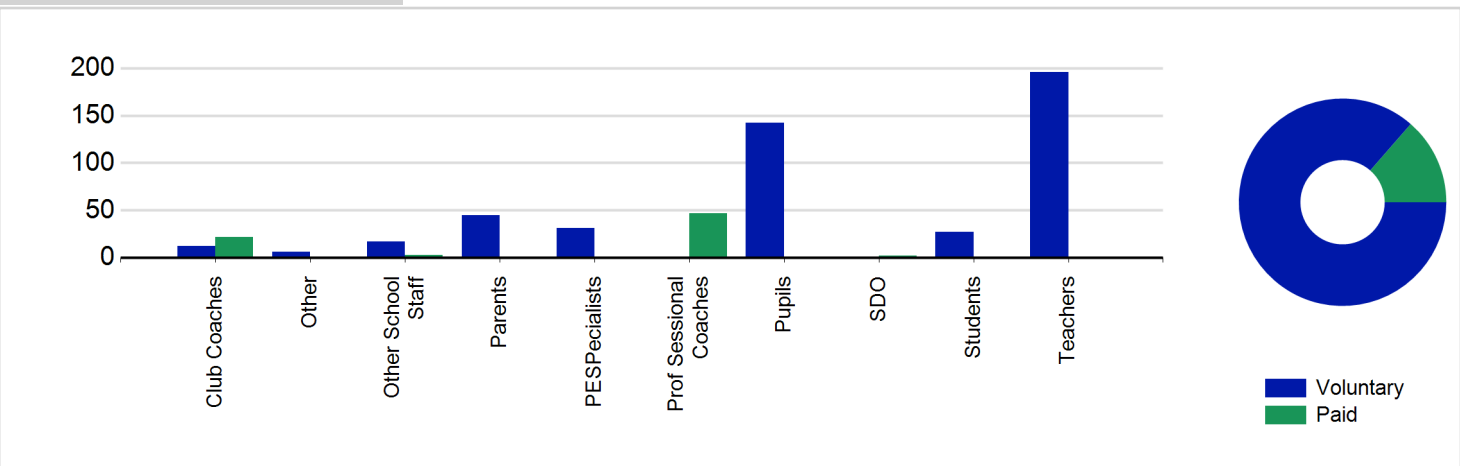
Participant Sessions¹ by School Type



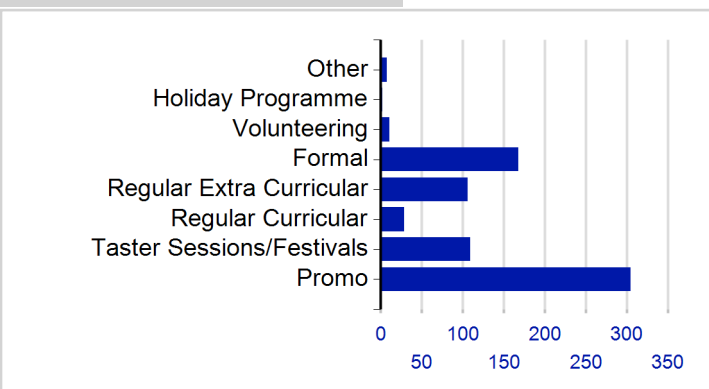
Participant Sessions¹ by Year Group and Gender



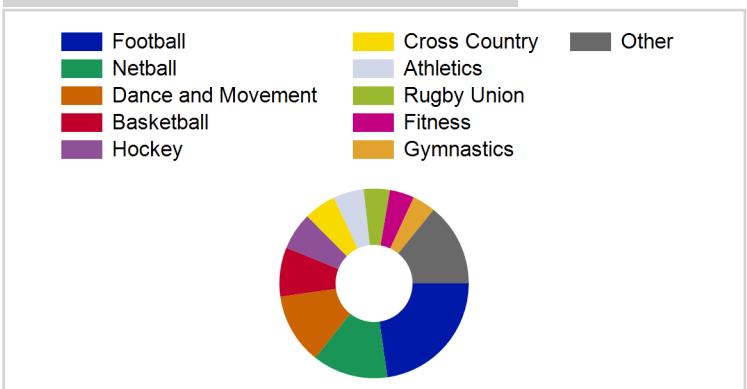
Distinct Deliverers⁴



School/Club Links



Top 10 Activities by Participant Sessions¹



Term Report: East Dunbartonshire Council

Academic Year : 2014/2015, Term(s) : Full Year

Putting Sport First

sportscotland
the national agency for sport

Participant Sessions 7 by Yeargroup and Gender

	Male	Female
P1	1,337	1,439
P2	1,345	1,728
P3	1,886	2,768
P4	4,399	3,195
P5	6,055	4,521
P6	6,783	5,569
P7	6,957	11,204
S1	7,615	11,792
S2	8,019	5,943
S3	6,040	5,273
S4	4,758	3,675
S5	2,193	1,578
S6	2,351	1,352
ASN P	119	34
ASN S	812	51
Total	60,669	60,122

Distinct Deliverers 4 by Type

	Paid	Voluntary
Parents	0	45
Teachers	0	196
PESpecialists	0	31
Other School Staff	3	17
Club Coaches	22	12
Prof Sessional Coaches	47	1
Students	0	27
Pupils	0	142
SDO	2	0
Other	1	6
Total	75	477