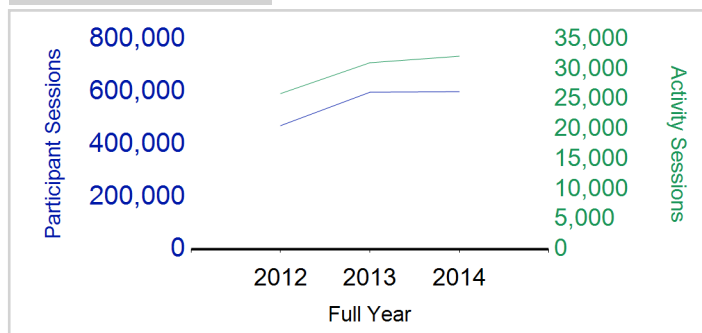


# Term Report: Glasgow City Council

Academic Year : 2014/2015, Term(s) : Full Year

Putting Sport First

**sportscotland**  
 the national agency for sport
Participant Sessions<sup>1</sup>

	2012 Full Year	2013 Full Year	2014 Full Year
<b>Activity Sessions</b>	<b>25,982</b>	<b>31,125</b>	<b>32,207</b>
% Purely voluntary	40%	38%	41%
Activity Session Blocks <sup>2</sup>	3,078	3,827	4,095
Avg Activity Sessions / Blocks <sup>3</sup>	8.4	8.1	7.9
Different Activities	63	67	66
<b>Participant Sessions<sup>1</sup></b>	<b>471,742</b>	<b>599,061</b>	<b>601,053</b>
% Female	41%	45%	44%
<b>Distinct Deliverers<sup>4</sup></b>	<b>1,296</b>	<b>1,475</b>	<b>1,540</b>
% Volunteers	50%	53%	59%
Qualified Volunteers	365	523	442
Secondary Pupils	68	88	201
Total Deliverer Sessions <sup>5</sup>	38,701	43,731	43,380
Avg Deliverers Sessions / Deliverer	29.9	29.6	28.2
<b>School Club Links</b>	<b>1,139</b>	<b>1,219</b>	<b>1,190</b>
Schools with at least 1 link	183	191	190
Clubs with at least 1 link	172	191	181

1. Participant Sessions are the 'visits' pupils have made to activities. These figures do not represent the distinct pupils, and should only be taken as indicative of participation

2. Activities are recorded in ASMO as 'Activity Session Blocks' which describe a group who meet to take part in an activity.

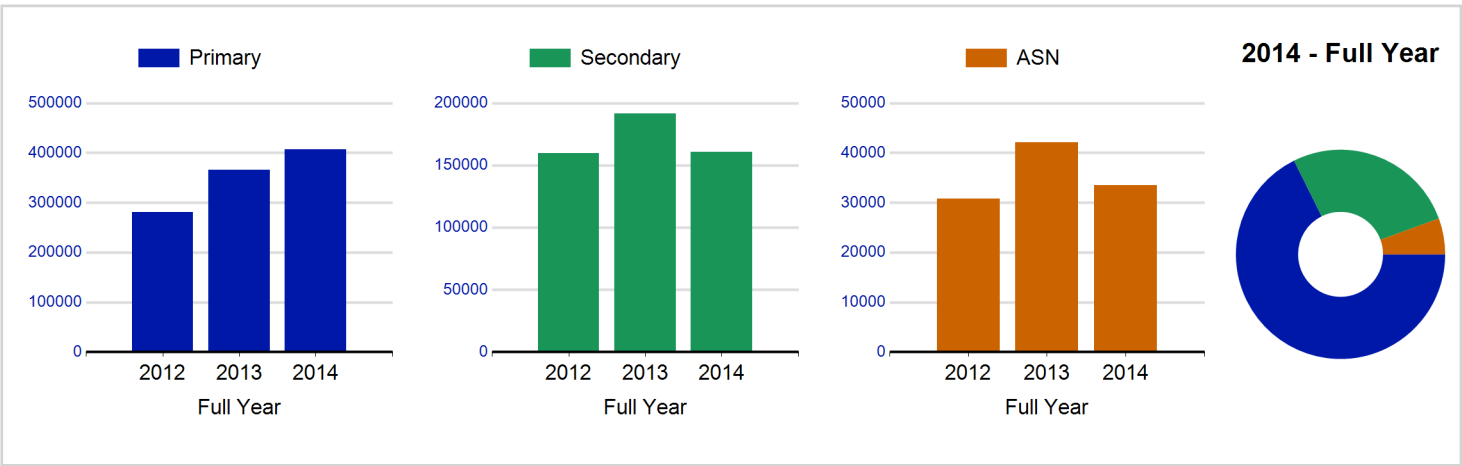
3. The Average Activity Sessions/Block figure shows the average length of a block (i.e. how many weeks did the average block run for?)

4. Distinct Deliverers are deliverers who have delivered at least one session of Active Schools supported activity across the selected year/term.

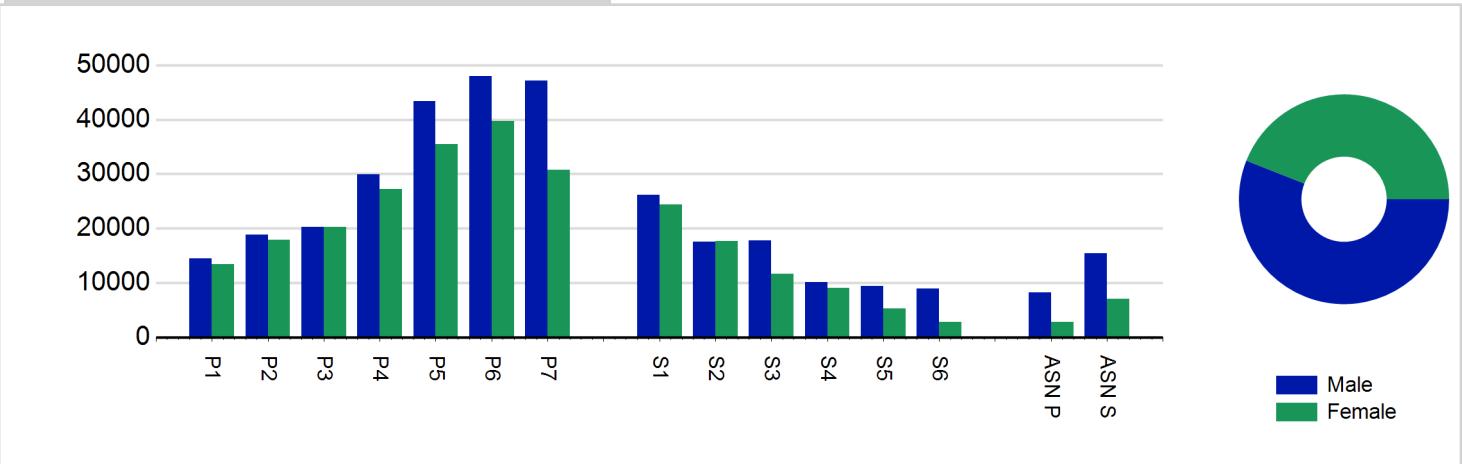
5. Deliverer Sessions are the 'visits' deliverers have made to activities. These figures do not represent the distinct deliverers, and should only be taken as indicative of delivery. Distinct deliverer information is only available at the local authority level.

6. Figures with N/A are not available for the 2008-11 phase of Active Schools. Charts which refer to information pre 2011 will show a huge increase from 0 – this is because we cannot include any 2008-2011 data at this level.

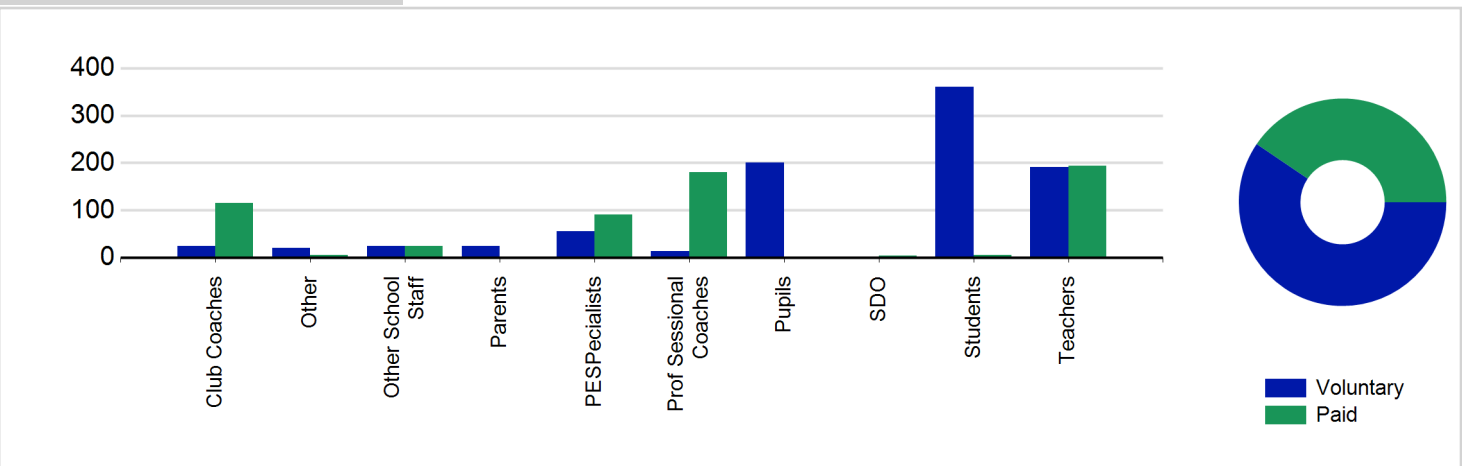
Participant Sessions<sup>1</sup> by School Type



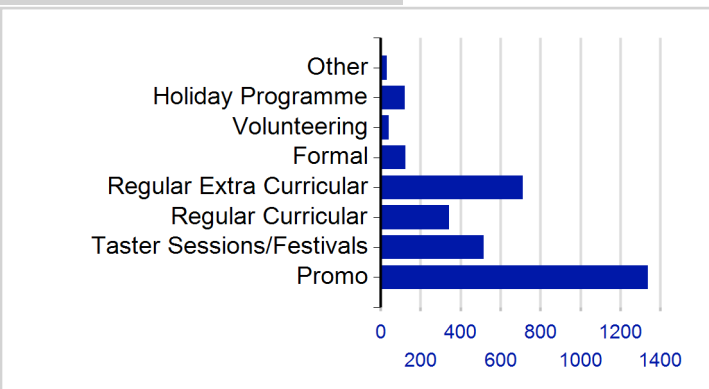
Participant Sessions<sup>1</sup> by Year Group and Gender



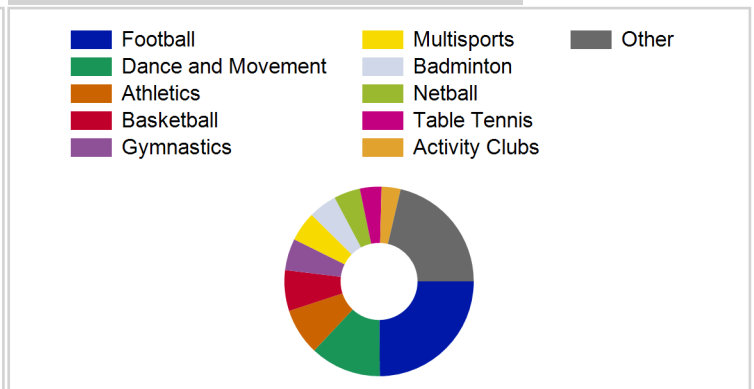
Distinct Deliverers<sup>4</sup>



School/Club Links



Top 10 Activities by Participant Sessions<sup>1</sup>



# Term Report: Glasgow City Council

Academic Year : 2014/2015, Term(s) : Full Year

Putting Sport First

**sportscotland**  
the national agency for sport

## Participant Sessions 7 by Yeargroup and Gender

	Male	Female
<b>P1</b>	14,442	13,409
<b>P2</b>	18,841	17,884
<b>P3</b>	20,267	20,297
<b>P4</b>	29,949	27,236
<b>P5</b>	43,377	35,457
<b>P6</b>	47,975	39,728
<b>P7</b>	47,141	30,724
<b>S1</b>	26,156	24,400
<b>S2</b>	17,588	17,662
<b>S3</b>	17,743	11,683
<b>S4</b>	10,120	9,091
<b>S5</b>	9,353	5,293
<b>S6</b>	8,955	2,790
<b>ASN P</b>	8,182	2,767
<b>ASN S</b>	15,444	7,099
<b>Total</b>	<b>335,533</b>	<b>265,520</b>

## Distinct Deliverers 4 by Type

	Paid	Voluntary
<b>Parents</b>	1	25
<b>Teachers</b>	194	191
<b>PESpecialists</b>	91	56
<b>Other School Staff</b>	24	25
<b>Club Coaches</b>	116	25
<b>Prof Sessional Coaches</b>	180	14
<b>Students</b>	6	360
<b>Pupils</b>	1	200
<b>SDO</b>	5	0
<b>Other</b>	6	20
<b>Total</b>	<b>624</b>	<b>916</b>