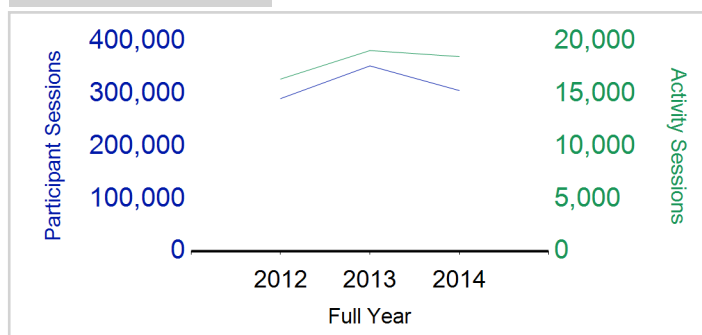


Term Report: North Lanarkshire Council

Academic Year : 2014/2015, Term(s) : Full Year

Putting Sport First

sportscotland
 the national agency for sport
Participant Sessions¹

	2012 Full Year	2013 Full Year	2014 Full Year
Activity Sessions	16,416	19,137	18,557
% Purely voluntary	78%	84%	81%
Activity Session Blocks ²	2,037	2,253	2,458
Avg Activity Sessions / Blocks ³	8.1	8.5	7.5
Different Activities	64	64	61
Participant Sessions¹	291,164	353,482	306,493
% Female	45%	46%	46%
Distinct Deliverers⁴	1,051	840	1,008
% Volunteers	90%	95%	87%
Qualified Volunteers	528	423	578
Secondary Pupils	215	100	257
Total Deliverer Sessions ⁵	26,294	28,763	27,229
Avg Deliverers Sessions / Deliverer	25.0	34.2	27.0
School Club Links	1,908	1,562	1,871
Schools with at least 1 link	158	158	155
Clubs with at least 1 link	144	132	125

1. Participant Sessions are the 'visits' pupils have made to activities. These figures do not represent the distinct pupils, and should only be taken as indicative of participation

2. Activities are recorded in ASMO as 'Activity Session Blocks' which describe a group who meet to take part in an activity.

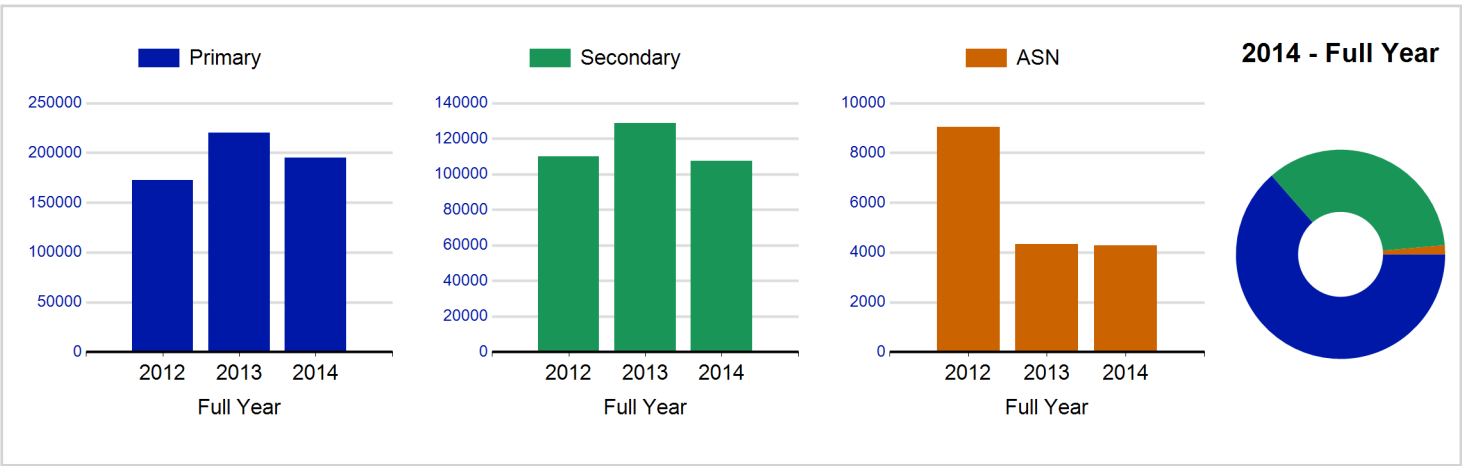
3. The Average Activity Sessions/Block figure shows the average length of a block (i.e. how many weeks did the average block run for?)

4. Distinct Deliverers are deliverers who have delivered at least one session of Active Schools supported activity across the selected year/term.

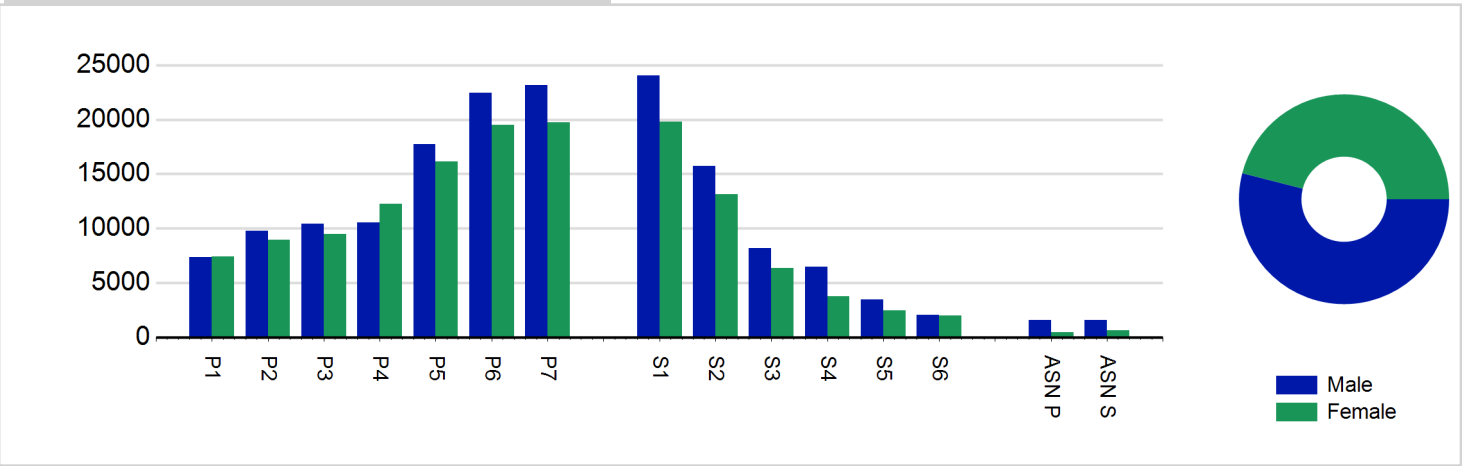
5. Deliverer Sessions are the 'visits' deliverers have made to activities. These figures do not represent the distinct deliverers, and should only be taken as indicative of delivery. Distinct deliverer information is only available at the local authority level.

6. Figures with N/A are not available for the 2008-11 phase of Active Schools. Charts which refer to information pre 2011 will show a huge increase from 0 – this is because we cannot include any 2008-2011 data at this level.

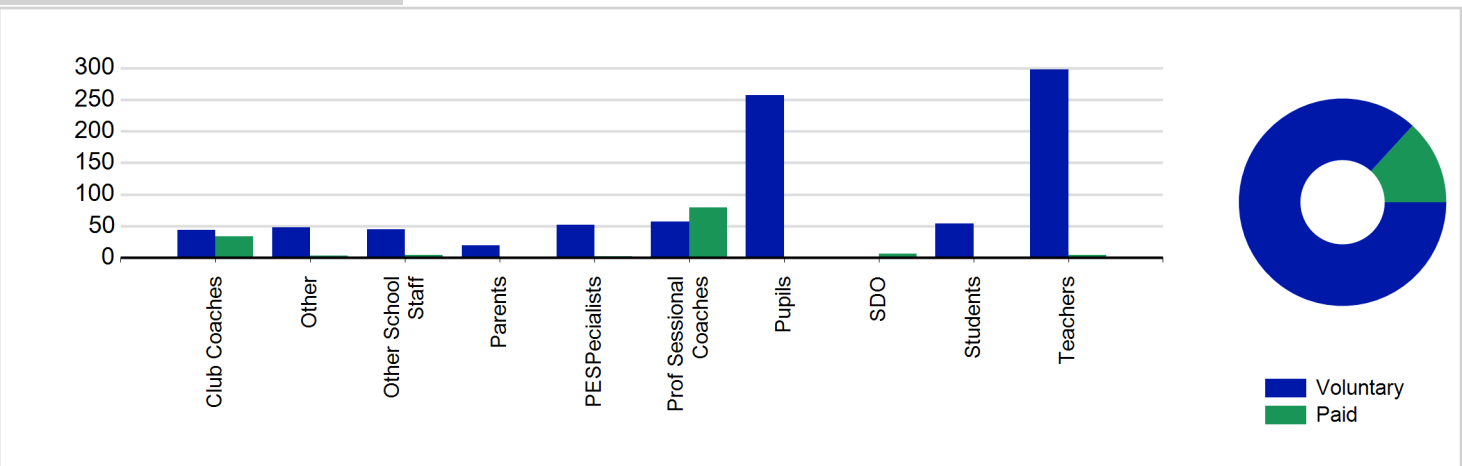
Participant Sessions¹ by School Type



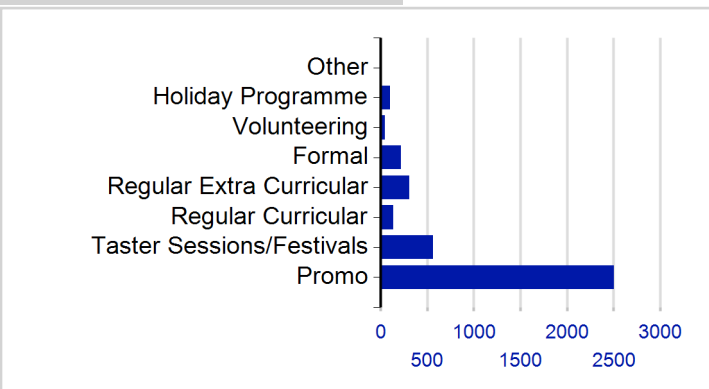
Participant Sessions¹ by Year Group and Gender



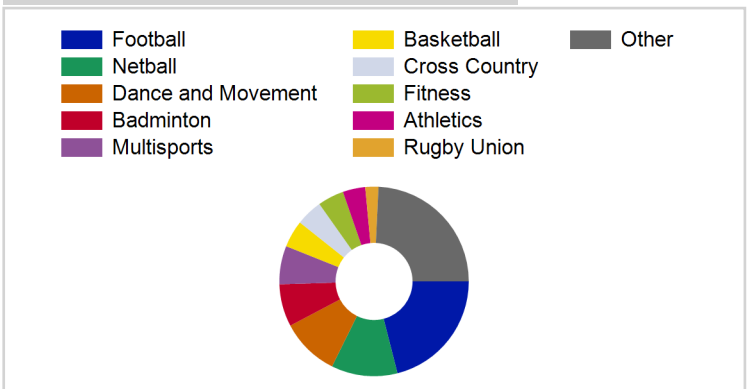
Distinct Deliverers⁴



School/Club Links



Top 10 Activities by Participant Sessions¹



Term Report: North Lanarkshire Council

Academic Year : 2014/2015, Term(s) : Full Year

Putting Sport First

sportscotland
the national agency for sport

Participant Sessions 7 by Yeargroup and Gender

	Male	Female
P1	7,339	7,409
P2	9,776	8,975
P3	10,425	9,459
P4	10,530	12,219
P5	17,756	16,138
P6	22,432	19,489
P7	23,137	19,729
S1	24,028	19,777
S2	15,717	13,146
S3	8,187	6,353
S4	6,455	3,775
S5	3,483	2,467
S6	2,042	1,970
ASN P	1,587	477
ASN S	1,573	643
Total	164,467	142,026

Distinct Deliverers 4 by Type

	Paid	Voluntary
Parents	1	20
Teachers	4	298
PESpecialists	2	52
Other School Staff	4	45
Club Coaches	34	44
Prof Sessional Coaches	79	57
Students	0	54
Pupils	0	257
SDO	6	0
Other	3	48
Total	133	875