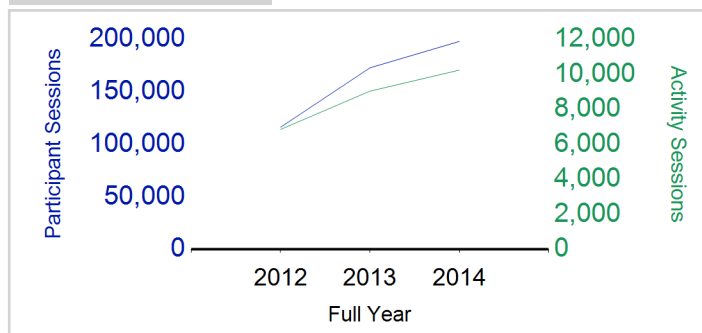


Term Report: Falkirk Council

Academic Year : 2014/2015, Term(s) : Full Year

Putting Sport First

sportscotland
 the national agency for sport
Participant Sessions¹

	2012 Full Year	2013 Full Year	2014 Full Year
Activity Sessions	6,860	9,049	10,249
% Purely voluntary	77%	83%	83%
Activity Session Blocks ²	884	1,102	1,234
Avg Activity Sessions / Blocks ³	7.8	8.2	8.3
Different Activities	52	63	56
Participant Sessions¹	116,433	173,002	198,178
% Female	43%	44%	48%
Distinct Deliverers⁴	504	720	586
% Volunteers	88%	89%	92%
Qualified Volunteers	180	413	247
Secondary Pupils	93	174	109
Total Deliverer Sessions ⁵	12,406	16,647	20,197
Avg Deliverers Sessions / Deliverer	24.6	23.1	34.5
School Club Links	340	400	422
Schools with at least 1 link	56	57	56
Clubs with at least 1 link	62	79	80

1. Participant Sessions are the 'visits' pupils have made to activities. These figures do not represent the distinct pupils, and should only be taken as indicative of participation

2. Activities are recorded in ASMO as 'Activity Session Blocks' which describe a group who meet to take part in an activity.

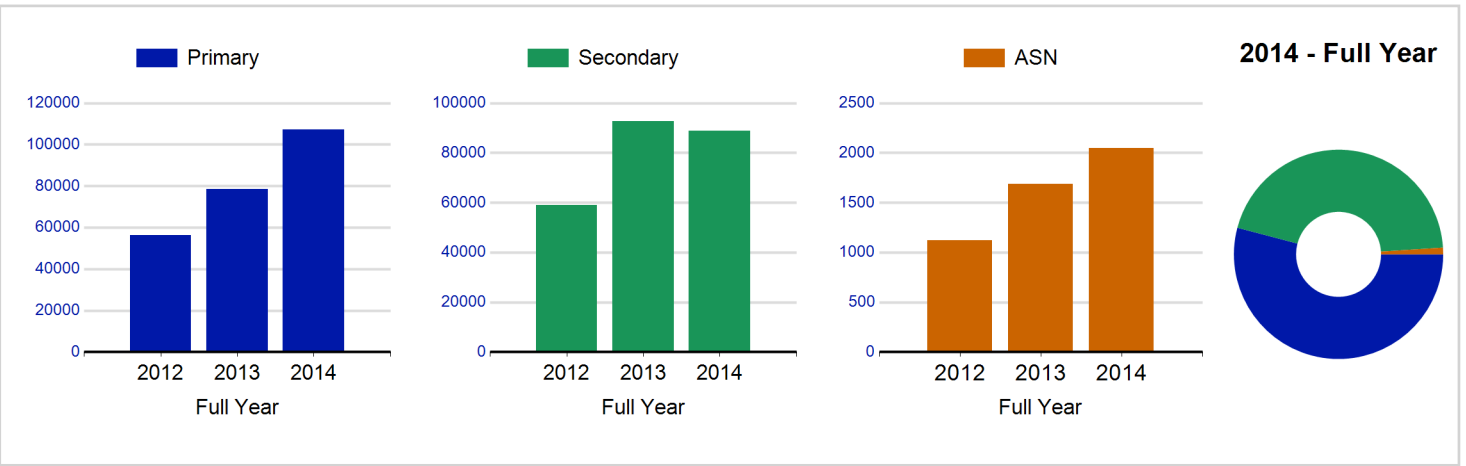
3. The Average Activity Sessions/Block figure shows the average length of a block (i.e. how many weeks did the average block run for?)

4. Distinct Deliverers are deliverers who have delivered at least one session of Active Schools supported activity across the selected year/term.

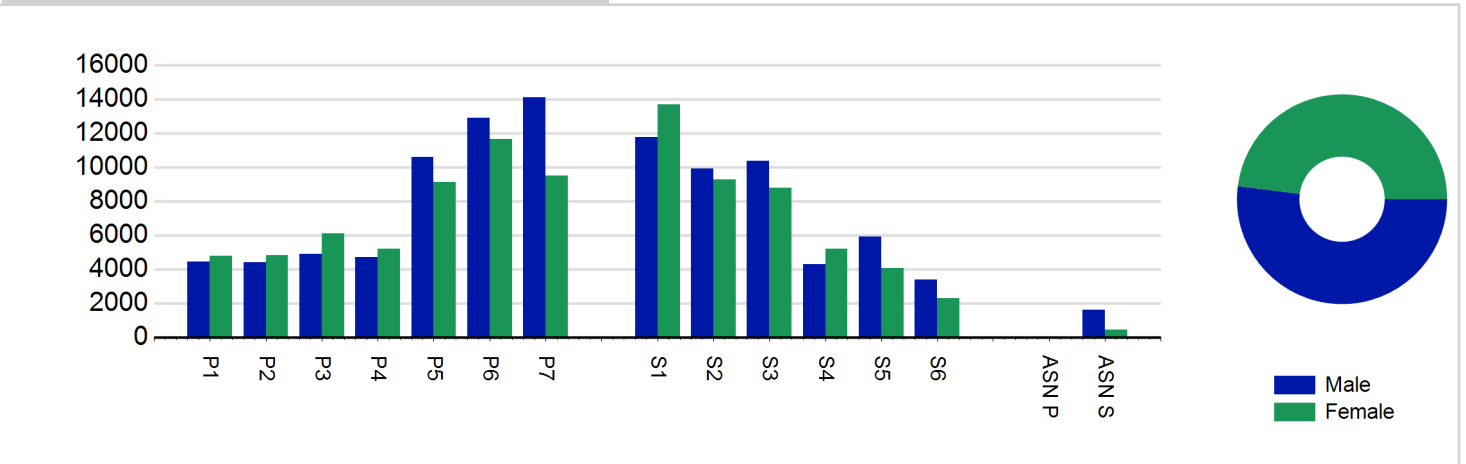
5. Deliverer Sessions are the 'visits' deliverers have made to activities. These figures do not represent the distinct deliverers, and should only be taken as indicative of delivery. Distinct deliverer information is only available at the local authority level.

6. Figures with N/A are not available for the 2008-11 phase of Active Schools. Charts which refer to information pre 2011 will show a huge increase from 0 – this is because we cannot include any 2008-2011 data at this level.

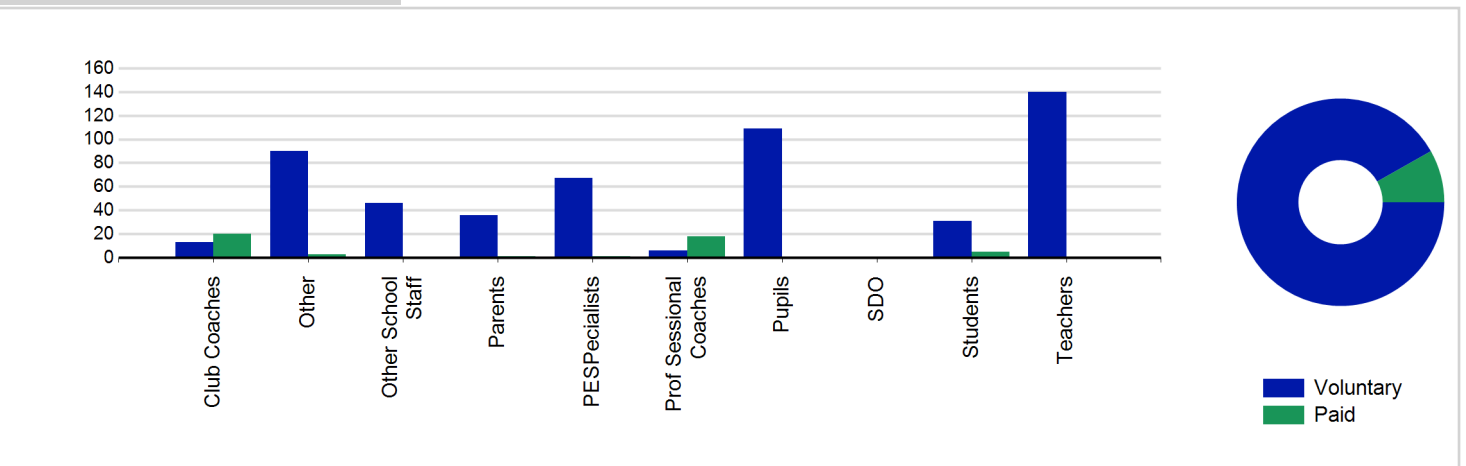
Participant Sessions¹ by School Type



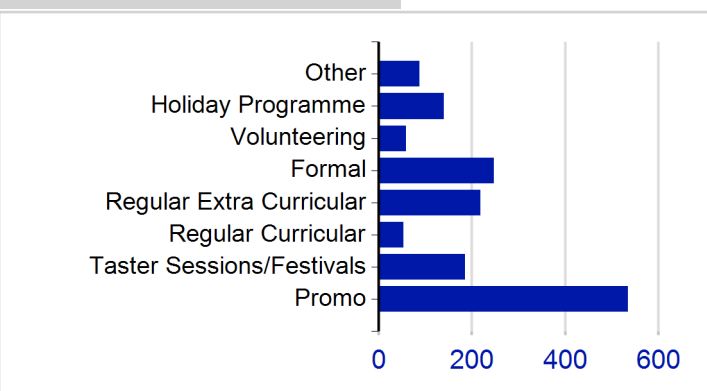
Participant Sessions¹ by Year Group and Gender



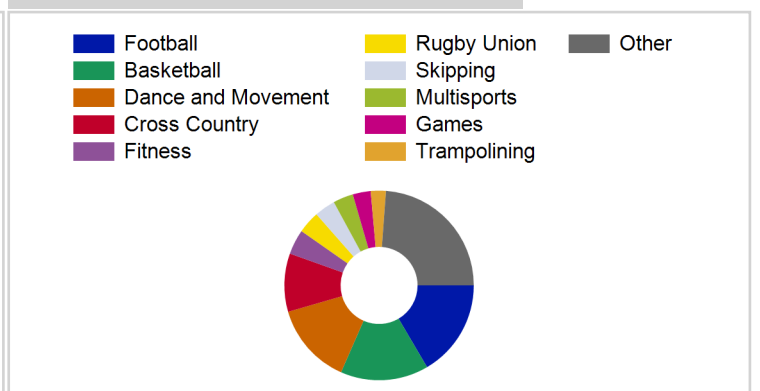
Distinct Deliverers⁴



School/Club Links



Top 10 Activities by Participant Sessions¹



Term Report: Falkirk Council

Academic Year : 2014/2015, Term(s) : Full Year

Putting Sport First

sportscotland
the national agency for sport

Participant Sessions¹ by Yeargroup and Gender

	Male	Female
P1	4,442	4,797
P2	4,403	4,813
P3	4,881	6,105
P4	4,725	5,203
P5	10,578	9,105
P6	12,893	11,639
P7	14,112	9,500
S1	11,778	13,703
S2	9,920	9,265
S3	10,382	8,784
S4	4,288	5,209
S5	5,903	4,050
S6	3,376	2,278
ASN P	0	0
ASN S	1,611	435
Total	103,292	94,886

Distinct Deliverers⁴ byType

	Paid	Voluntary
Parents	1	36
Teachers	0	140
PESpecialists	1	67
Other School Staff	0	46
Club Coaches	20	13
Prof Sessional Coaches	18	6
Students	5	31
Pupils	0	109
SDO	0	0
Other	3	90
Total	48	538