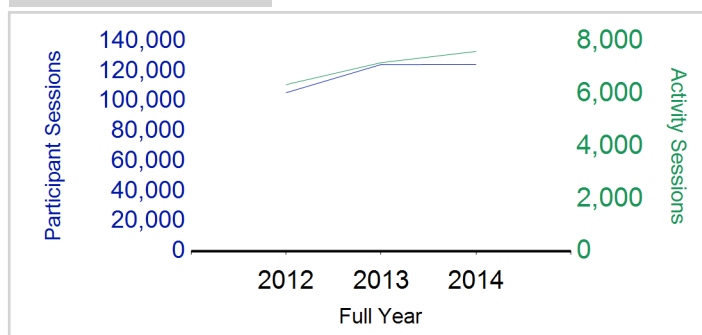


Term Report: West Lothian Council

Academic Year : 2014/2015, Term(s) : Full Year

Putting Sport First

sportscotland
 the national agency for sport
Participant Sessions¹

	2012 Full Year	2013 Full Year	2014 Full Year
Activity Sessions	6,358	7,193	7,621
% Purely voluntary	76%	80%	75%
Activity Session Blocks ²	734	829	924
Avg Activity Sessions / Blocks ³	8.7	8.7	8.2
Different Activities	44	44	46
Participant Sessions¹	105,824	124,650	124,831
% Female	46%	46%	47%
Distinct Deliverers⁴	420	523	541
% Volunteers	91%	92%	90%
Qualified Volunteers	210	274	204
Secondary Pupils	82	153	116
Total Deliverer Sessions ⁵	10,008	13,229	12,647
Avg Deliverers Sessions / Deliverer	23.8	25.3	23.4
School Club Links	580	736	678
Schools with at least 1 link	79	78	80
Clubs with at least 1 link	88	89	77

1. Participant Sessions are the 'visits' pupils have made to activities. These figures do not represent the distinct pupils, and should only be taken as indicative of participation

2. Activities are recorded in ASMO as 'Activity Session Blocks' which describe a group who meet to take part in an activity.

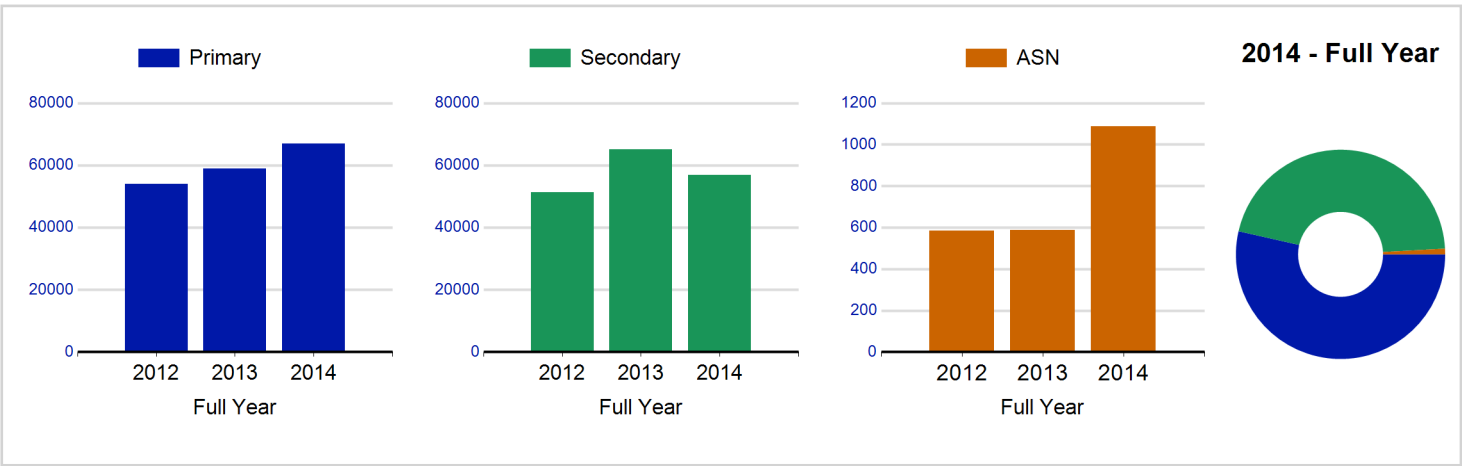
3. The Average Activity Sessions/Block figure shows the average length of a block (i.e. how many weeks did the average block run for?)

4. Distinct Deliverers are deliverers who have delivered at least one session of Active Schools supported activity across the selected year/term.

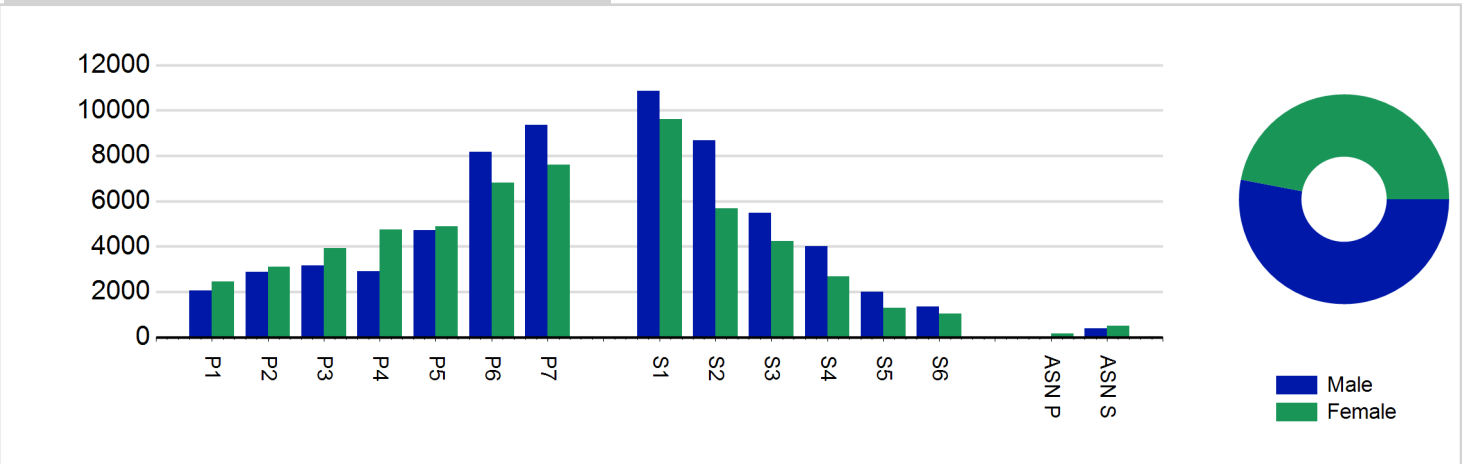
5. Deliverer Sessions are the 'visits' deliverers have made to activities. These figures do not represent the distinct deliverers, and should only be taken as indicative of delivery. Distinct deliverer information is only available at the local authority level.

6. Figures with N/A are not available for the 2008-11 phase of Active Schools. Charts which refer to information pre 2011 will show a huge increase from 0 – this is because we cannot include any 2008-2011 data at this level.

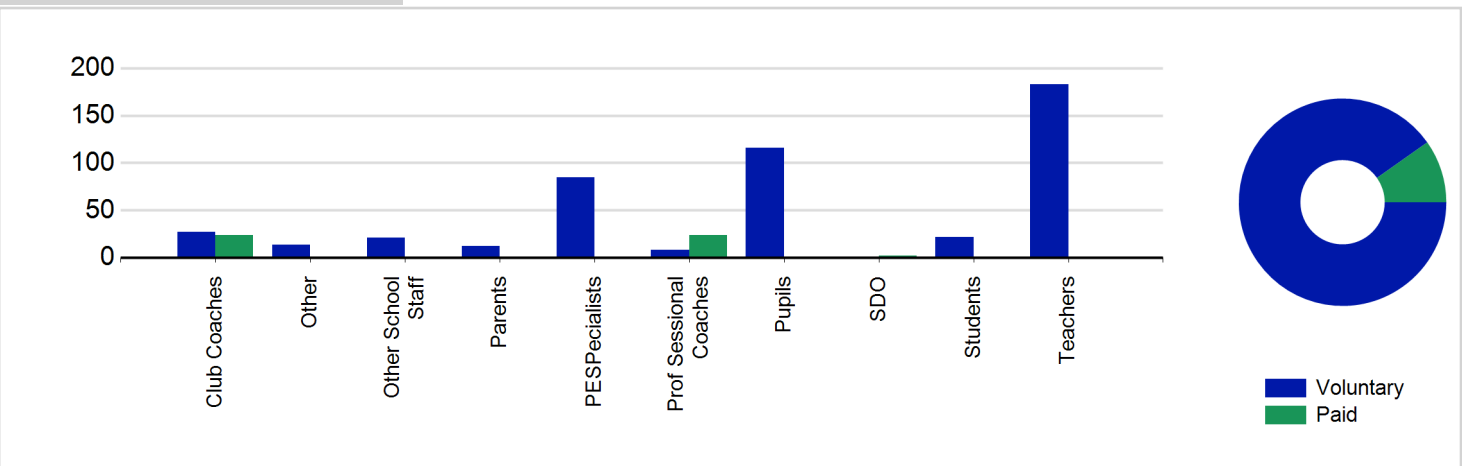
Participant Sessions¹ by School Type



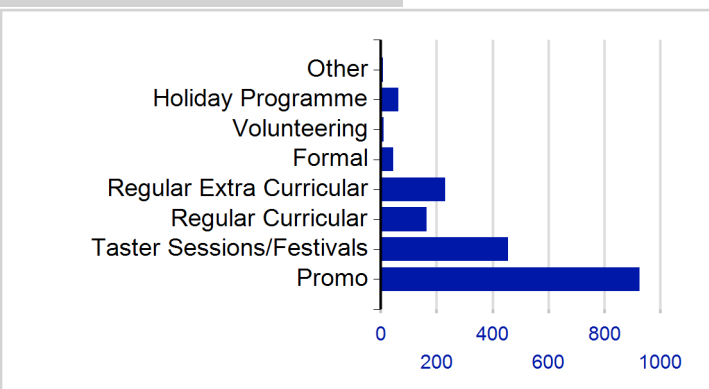
Participant Sessions¹ by Year Group and Gender



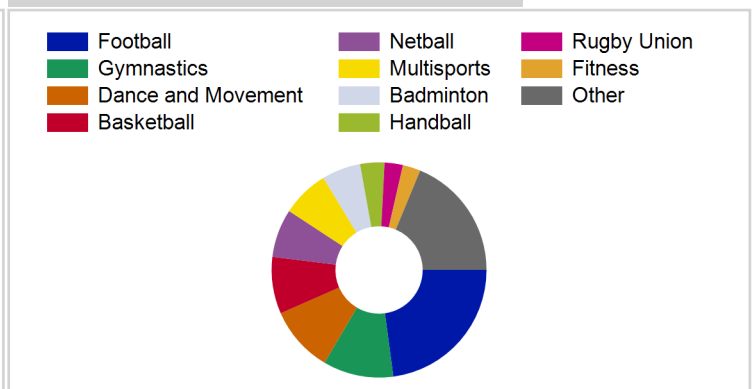
Distinct Deliverers⁴



School/Club Links



Top 10 Activities by Participant Sessions¹



Term Report: West Lothian Council

Academic Year : 2014/2015, Term(s) : Full Year

Putting Sport First

sportscotland
the national agency for sport

Participant Sessions 7 by Yeargroup and Gender

	Male	Female
P1	2,063	2,467
P2	2,881	3,114
P3	3,170	3,924
P4	2,917	4,747
P5	4,723	4,900
P6	8,169	6,827
P7	9,351	7,593
S1	10,865	9,614
S2	8,679	5,693
S3	5,480	4,230
S4	3,999	2,668
S5	1,998	1,283
S6	1,360	1,027
ASN P	26	168
ASN S	389	506
Total	66,070	58,761

Distinct Deliverers 4 by Type

	Paid	Voluntary
Parents	0	12
Teachers	0	183
PESpecialists	0	85
Other School Staff	1	21
Club Coaches	24	27
Prof Sessional Coaches	24	8
Students	1	22
Pupils	0	116
SDO	2	0
Other	1	14
Total	53	488