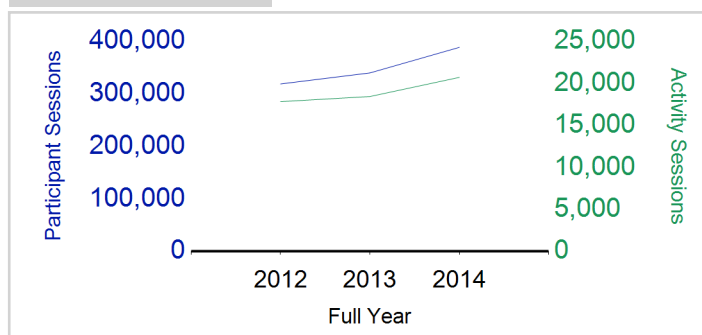


# Term Report: Highland Council

Academic Year : 2014/2015, Term(s) : Full Year

Putting Sport First

**sportscotland**  
 the national agency for sport
Participant Sessions<sup>1</sup>

	2012 Full Year	2013 Full Year	2014 Full Year
<b>Activity Sessions</b>	<b>17,838</b>	<b>18,447</b>	<b>20,728</b>
% Purely voluntary	79%	79%	79%
Activity Session Blocks <sup>2</sup>	2,239	2,322	2,466
Avg Activity Sessions / Blocks <sup>3</sup>	8.0	7.9	8.4
Different Activities	74	69	65
<b>Participant Sessions<sup>1</sup></b>	<b>319,074</b>	<b>340,151</b>	<b>388,821</b>
% Female	42%	44%	44%
<b>Distinct Deliverers<sup>4</sup></b>	<b>1,355</b>	<b>1,082</b>	<b>1,588</b>
% Volunteers	92%	93%	94%
Qualified Volunteers	588	531	595
Secondary Pupils	289	201	399
Total Deliverer Sessions <sup>5</sup>	37,899	38,155	44,071
Avg Deliverers Sessions / Deliverer	28.0	35.3	27.8
<b>School Club Links</b>	<b>1,135</b>	<b>1,226</b>	<b>1,504</b>
Schools with at least 1 link	196	196	200
Clubs with at least 1 link	211	219	213

1. Participant Sessions are the 'visits' pupils have made to activities. These figures do not represent the distinct pupils, and should only be taken as indicative of participation

2. Activities are recorded in ASMO as 'Activity Session Blocks' which describe a group who meet to take part in an activity.

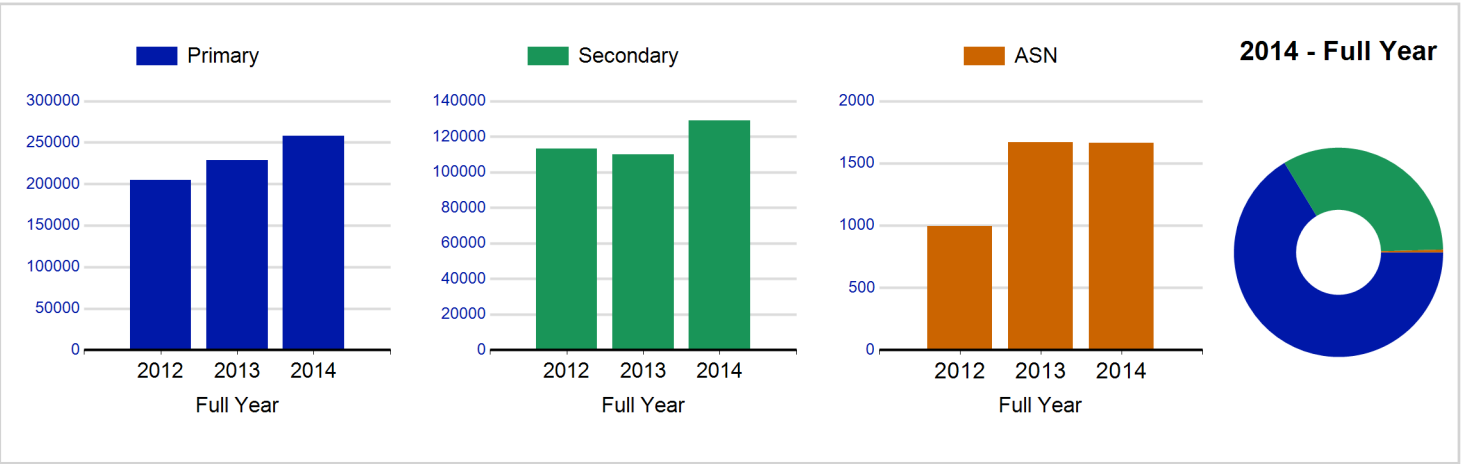
3. The Average Activity Sessions/Block figure shows the average length of a block (i.e. how many weeks did the average block run for?)

4. Distinct Deliverers are deliverers who have delivered at least one session of Active Schools supported activity across the selected year/term.

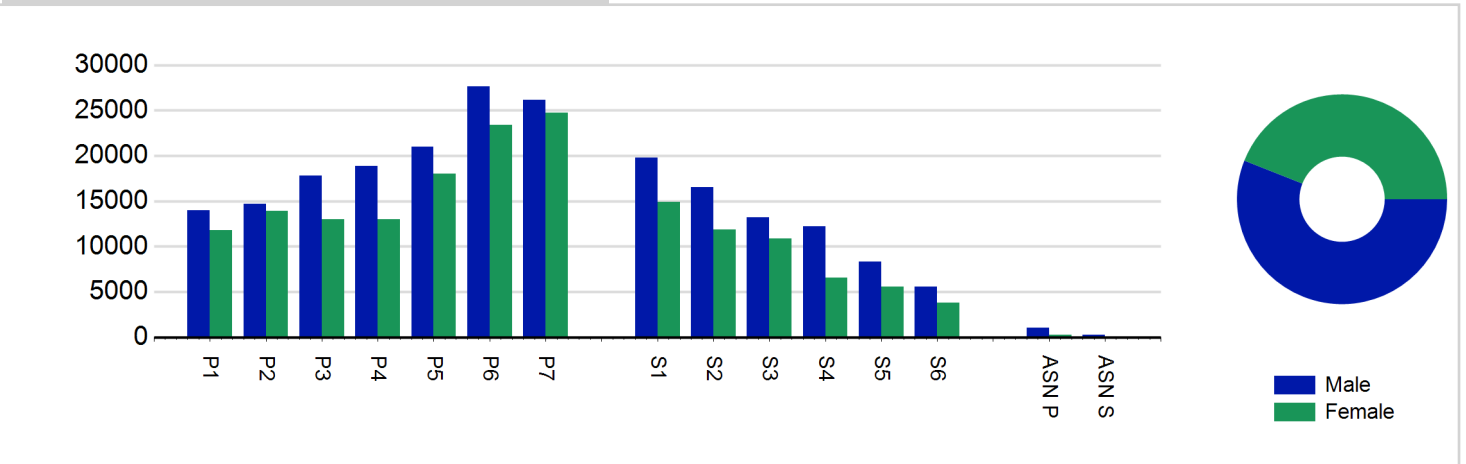
5. Deliverer Sessions are the 'visits' deliverers have made to activities. These figures do not represent the distinct deliverers, and should only be taken as indicative of delivery. Distinct deliverer information is only available at the local authority level.

6. Figures with N/A are not available for the 2008-11 phase of Active Schools. Charts which refer to information pre 2011 will show a huge increase from 0 – this is because we cannot include any 2008-2011 data at this level.

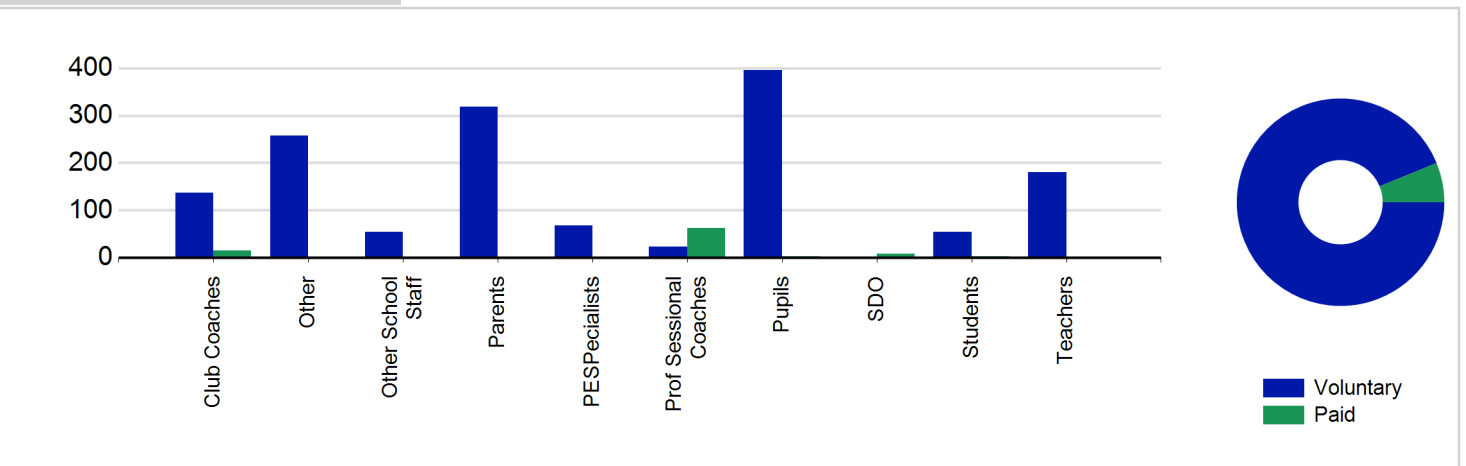
Participant Sessions<sup>1</sup> by School Type



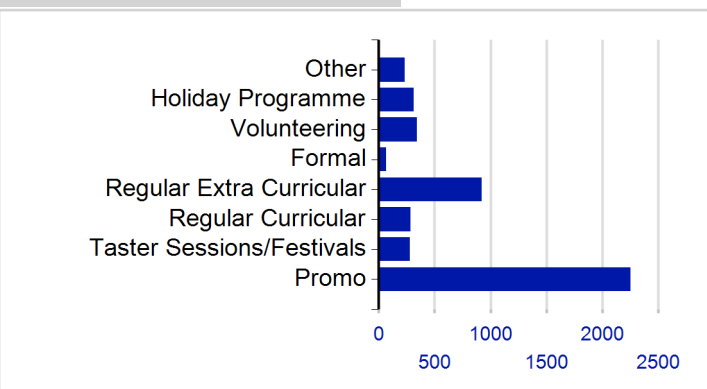
Participant Sessions<sup>1</sup> by Year Group and Gender



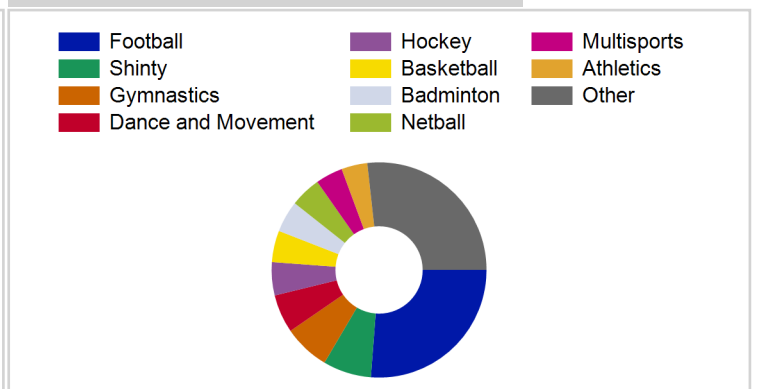
Distinct Deliverers<sup>4</sup>



School/Club Links



Top 10 Activities by Participant Sessions<sup>1</sup>



# Term Report: Highland Council

Academic Year : 2014/2015, Term(s) : Full Year

Putting Sport First

**sportscotland**  
the national agency for sport

## Participant Sessions 7 by Yeargroup and Gender

	Male	Female
<b>P1</b>	13,957	11,774
<b>P2</b>	14,685	13,889
<b>P3</b>	17,790	13,026
<b>P4</b>	18,838	13,026
<b>P5</b>	20,998	18,013
<b>P6</b>	27,644	23,406
<b>P7</b>	26,155	24,764
<b>S1</b>	19,768	14,936
<b>S2</b>	16,552	11,902
<b>S3</b>	13,179	10,894
<b>S4</b>	12,195	6,550
<b>S5</b>	8,326	5,541
<b>S6</b>	5,550	3,800
<b>ASN P</b>	1,018	281
<b>ASN S</b>	282	82
<b>Total</b>	<b>216,937</b>	<b>171,884</b>

## Distinct Deliverers 4 by Type

	Paid	Voluntary
<b>Parents</b>	2	319
<b>Teachers</b>	0	181
<b>PESpecialists</b>	1	68
<b>Other School Staff</b>	2	54
<b>Club Coaches</b>	15	137
<b>Prof Sessional Coaches</b>	63	23
<b>Students</b>	3	55
<b>Pupils</b>	3	396
<b>SDO</b>	8	0
<b>Other</b>	1	257
<b>Total</b>	<b>98</b>	<b>1,490</b>